

Luggage Tags

Please print a copy of this luggage tag for each piece of luggage.
See instructions below.

Westerdam

MISS ZHUK JULIE

Name

07-10-2022

Sailing Date

4087

Stateroom number

4
F

**THIS IS ALSO YOUR
DISEMBARKATION TAG.
PLEASE KEEP ATTACHED.**

PLEASE REMEMBER

- Keep all travel documents and prescription medication in your purse or carry-on bag rather than in your checked luggage.
- All checked and carry-on luggage will be scanned and any prohibited items, including alcoholic and non-alcoholic beverages, will be removed, confiscated, and discarded. Please refer to your cruise contract for more information.

fold here first

THIS IS ALSO YOUR
DISEMBARKATION TAG.
PLEASE KEEP ATTACHED.

4	F
---	---

4087

Sailing Date

07-10-2022

Email

Phone

Name

MISS ZHUK JULIE

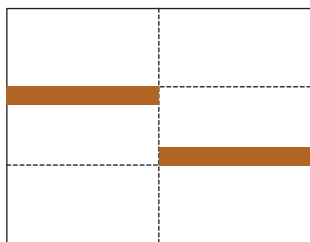
Stateroom number

fold here third

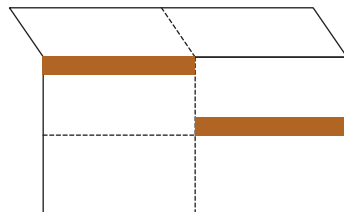
Westerdam

staple here

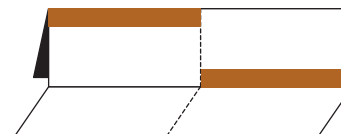
Easy Fold, Easy Go



1. Print as many copies of this page as you need



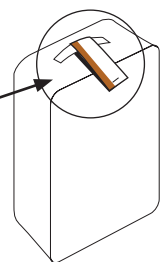
2. Fold top horizontally along the dotted lines



3. Fold bottom horizontally along the dotted lines



4. Fold page in half



5. Staple or tape open ends together on luggage

fold here first

Luggage Tags

Please print a copy of this luggage tag for each piece of luggage.
See instructions below.

Westerdam

MISS ZHUK JULIE

Name

07-10-2022

Sailing Date

4087

Stateroom number

4
F

**THIS IS ALSO YOUR
DISEMBARKATION TAG.
PLEASE KEEP ATTACHED.**

PLEASE REMEMBER

- Keep all travel documents and prescription medication in your purse or carry-on bag rather than in your checked luggage.
- All checked and carry-on luggage will be scanned and any prohibited items, including alcoholic and non-alcoholic beverages, will be removed, confiscated, and discarded. Please refer to your cruise contract for more information.

fold here first

Stateroom number
4087
Sailing Date
07-10-2022
Email
Phone
Name
MISS ZHUK JULIE

**THIS IS ALSO YOUR
DISEMBARKATION TAG.
PLEASE KEEP ATTACHED.**

F
4

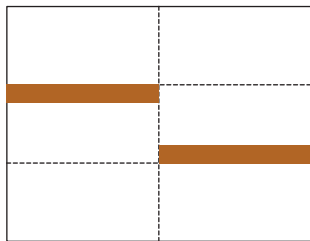
Westerdam

staple here

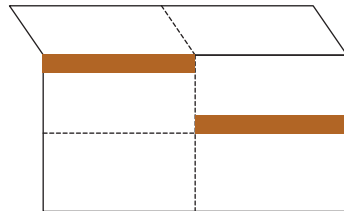
fold here third

staple here

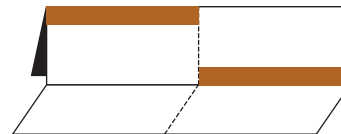
Easy Fold, Easy Go



1. Print as many copies of this page as you need



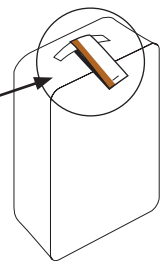
2. Fold top horizontally along the dotted lines



3. Fold bottom horizontally along the dotted lines



4. Fold page in half



5. Staple or tape open ends together on luggage

fold here first