

Luggage Tags

Please print a copy of this luggage tag for each piece of luggage.
See instructions below.

Westerdam

MR ZHUK YEFIM

Name

07-10-2022

Sailing Date

10011

Stateroom number

10

F

**THIS IS ALSO YOUR
DISEMBARKATION TAG.
PLEASE KEEP ATTACHED.**

PLEASE REMEMBER

- Keep all travel documents and prescription medication in your purse or carry-on bag rather than in your checked luggage.
- All checked and carry-on luggage will be scanned and any prohibited items, including alcoholic and non-alcoholic beverages, will be removed, confiscated, and discarded. Please refer to your cruise contract for more information.

fold here first

Stateroom number
10011
Sailing Date
07-10-2022
Email
Phone
Name
MR ZHUK YEFIM

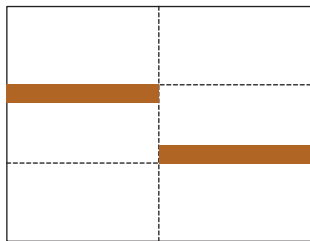
**THIS IS ALSO YOUR
DISEMBARKATION TAG.
PLEASE KEEP ATTACHED.**

fold here third

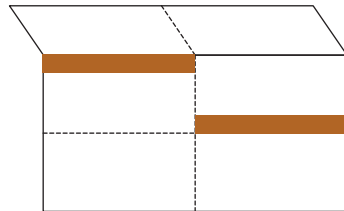
Westerdam

staple here

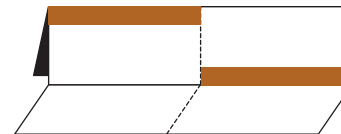
Easy Fold, Easy Go



1. Print as many copies of this page as you need



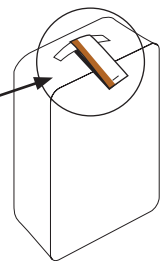
2. Fold top horizontally along the dotted lines



3. Fold bottom horizontally along the dotted lines



4. Fold page in half



5. Staple or tape open ends together on luggage

fold here first

Luggage Tags

Please print a copy of this luggage tag for each piece of luggage.
See instructions below.

Westerdam

MR ZHUK YEFIM

Name

07-10-2022

Sailing Date

10011

Stateroom number

10

F

**THIS IS ALSO YOUR
DISEMBARKATION TAG.
PLEASE KEEP ATTACHED.**

PLEASE REMEMBER

- Keep all travel documents and prescription medication in your purse or carry-on bag rather than in your checked luggage.
- All checked and carry-on luggage will be scanned and any prohibited items, including alcoholic and non-alcoholic beverages, will be removed, confiscated, and discarded. Please refer to your cruise contract for more information.

fold here first

Stateroom number
10011
Sailing Date
07-10-2022
Email
Phone
Name
MR ZHUK YEFIM

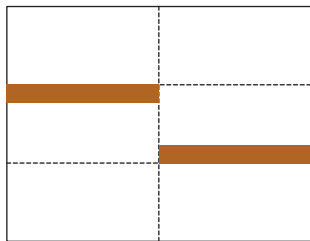
**THIS IS ALSO YOUR
DISEMBARKATION TAG.
PLEASE KEEP ATTACHED.**

fold here third

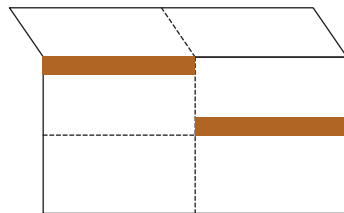
Westerdam

staple here

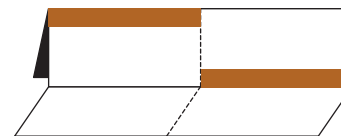
Easy Fold, Easy Go



1. Print as many copies of this page as you need



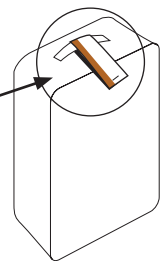
2. Fold top horizontally along the dotted lines



3. Fold bottom horizontally along the dotted lines



4. Fold page in half



5. Staple or tape open ends together on luggage

fold here first